

# YEAR END SALES AND MEDIAN PRICES | 2009 vs. 2010

## MEMBER BENEFIT

### LEGEND

Percent Change in Median Price from 2009-2010

+3.42%

City of St. Paul  
'10 - 2,958 - \$121,000  
'09 - 3,924 - \$117,000

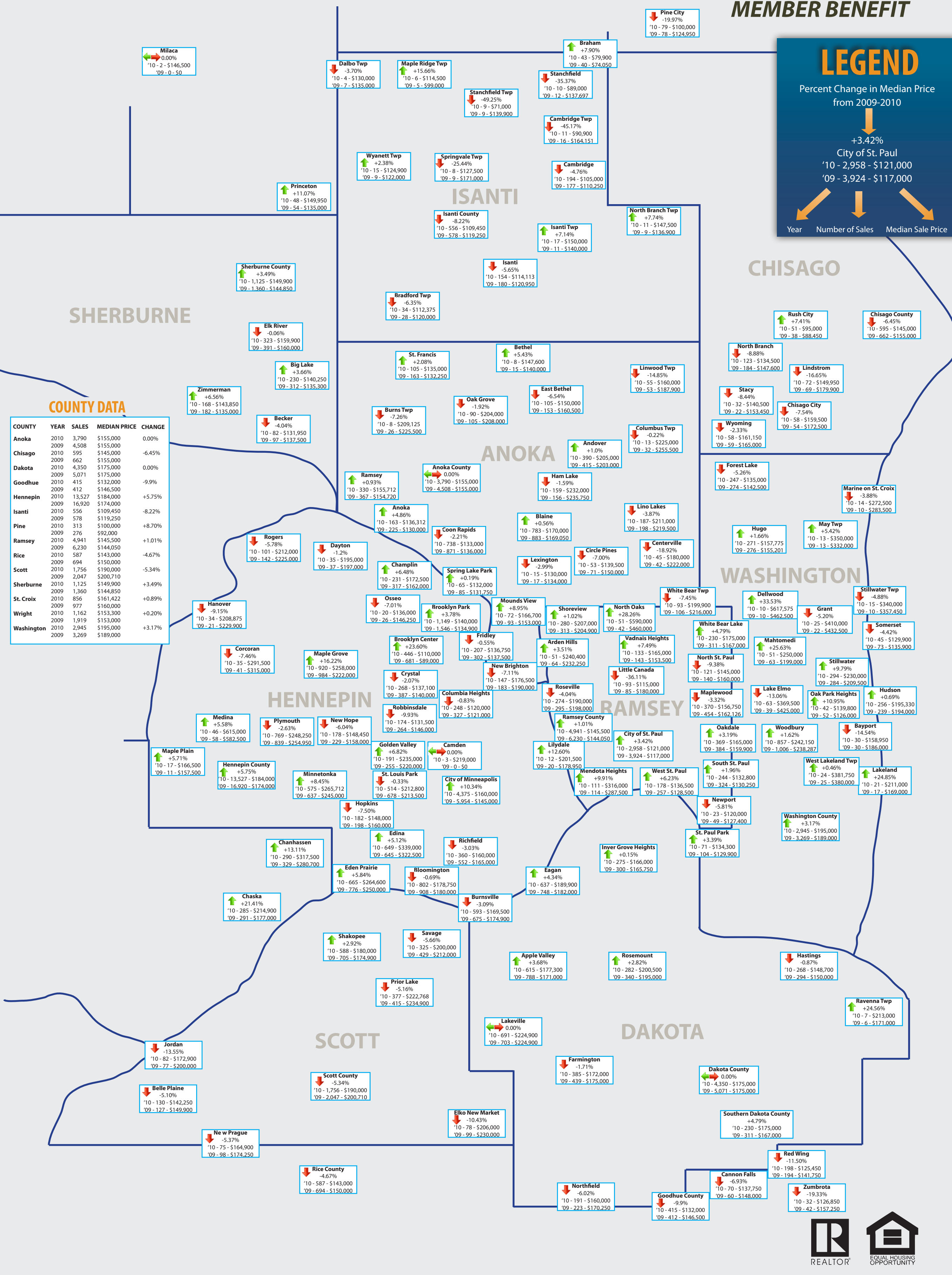
Year    Number of Sales    Median Sale Price

### COMMUNITIES

Afton	\$330,000
Albertville	\$150,200
Andover	\$205,000
Anndale	\$153,500
Anoka	\$136,312
Apple Valley	\$177,300
Arden Hills	\$240,400
Baldwin	\$117,000
Baldwin Twp	\$132,000
Bayport	\$158,950
Becker	\$131,950
Becker Twp	\$180,000
Belle Plaine	\$142,250
Bethel	\$147,600
Big Lake	\$140,250
Big Lake Twp	\$185,000
Blaine	\$170,000
Bloomington	\$178,750
Braham	\$79,900
Brooklyn Center	\$110,000
Brooklyn Park	\$140,000
Buffalo	\$150,000
Burnsville	\$169,500
Cambridge	\$105,000
Cambridge Twp	\$90,000
Cannon Falls	\$137,750
Carver	\$227,950
Center City	\$200,000
Centerville	\$180,000
Champlin	\$172,500
Chanhasen	\$317,500
Chaska	\$214,900
Chisago City	\$159,500
Chisago Lake Twp	\$217,900
Circle Pines	\$139,500
Clear Lake	\$168,950
Clear Lake Twp	\$162,000
Clearwater	\$154,000
Columbia Heights	\$120,000
Columbus	\$225,000
Coon Rapids	\$133,000
Corcoran	\$291,500
Cottage Grove	\$175,000
Crystal	\$137,100
Dayton	\$195,000
Deephaven	\$501,500
Delano	\$195,520
Dellwood	\$617,275
Denmark Twp	\$392,500
Eagan	\$189,900
East Bethel	\$150,000
Eden Prairie	\$264,000
Edina	\$339,000
Elk River	\$159,900
Elko New Market	\$206,000
Ellsworth	\$120,000
Empire Twp	\$187,500
Eureka Twp	\$127,000
Excelsior	\$277,000
Falcon Heights	\$240,000
Farmington	\$118,750
Farmington Twp	\$172,000
Forest Lake	\$135,000
Fridley	\$136,750
Golden Valley	\$235,000
Grant	\$410,000
Ham Lake	\$232,000
Ham Lake Twp	\$130,000
Hammond	\$145,750
Hammond Twp	\$208,875
Hastings	\$148,700
Hawover	\$148,000
Hickley	\$82,000
Hopkins	\$148,000
Hudson	\$195,330
Hudson Twp	\$285,000
Hugo	\$157,275
Hugo Twp	\$462,500
Independence	\$166,000
Inver Grove Heights	\$114,113
Isanti	\$150,000
Isanti Twp	\$172,900
Jordan	\$172,900
Lake City	\$169,000
Lake Elmo	\$369,500
Lake St. Croix Beach	\$495,000
Lakeland	\$211,000
Lakeland Twp	\$224,900
Lexington	\$130,000
Lilydale	\$202,500
Lindstrom	\$149,950
Lino Lakes	\$211,000
Linwood Twp	\$160,000
Little Canada	\$115,000
Maltomedi	\$250,000
Maple Grove	\$258,000
Maple Lake	\$100,000
Maple Lake Twp	\$166,500
Maplewood	\$156,750
Marine on St. Croix	\$272,500
May Twp	\$350,000
Mendota Heights	\$316,000
Minneapolis	\$160,000
Minnetonka	\$265,712
Minnetonka Beach	\$825,000
Minnetrista	\$337,586
Monticello	\$135,000
Monticello Twp	\$155,000
Mound	\$186,500
Mounds View	\$167,000
New Brighton	\$176,500
New Hope	\$148,450
New Market Twp	\$271,200
New Prague	\$164,900
New Richmond	\$135,800
Newport	\$120,000
North Branch	\$134,500
North Branch Twp	\$147,500
North Hudson	\$179,000
North Oaks	\$590,000
North St. Paul	\$145,000
Northfield	\$160,000
Norwood/Young America	\$155,450
Nowthen	\$217,000
Oak Grove	\$204,000
Oak Grove Twp	\$235,000
Oak Park Heights	\$139,800
Oakdale	\$183,800
Osceola	\$115,000
Osceola Twp	\$141,900
Osseo	\$136,000
Osseo Twp	\$160,610
Pine City	\$100,000
Pine City Twp	\$118,000
Pine Island	\$151,900
Plymouth	\$248,250
Prescott	\$155,400
Prior Lake	\$222,768
Ramsey	\$155,712
Ravenna Twp	\$213,000
Red Wing	\$125,450
Richfield	\$160,000
Richmond Twp	\$182,500
River Falls	\$171,500
Robbinsdale	\$131,500
Rogers	\$212,000
Rosemount	\$200,500
Roseville	\$190,000
Rush City	\$95,000
Savage	\$200,000
Scandia	\$235,000
Shafter	\$111,500
Shakopee	\$180,000
Shoreview	\$207,000
Somerset	\$129,900
Somerset Twp	\$183,800
South St. Paul	\$132,800
Spring Lake Park	\$132,000
Spring Lake Twp	\$324,900
Spring Valley	\$100,000
St. Anthony	\$185,000
St. Cloud	\$115,950
St. Croix Falls	\$116,450
St. Francis	\$135,000
St. Louis Park	\$212,800
St. Michael	\$165,700
St. Paul	\$121,000
St. Paul Park	\$134,300
Stacy	\$140,500
Stanchfield	\$89,000
Stillwater	\$230,000
Stillwater Twp	\$340,000
Taylor Falls	\$122,500
Tonka Bay	\$495,000
Vadnais Heights	\$165,000
Victoria	\$374,847
Waconia	\$212,000
Waverly	\$125,000
Wayzata	\$439,000
West Lakeland Twp	\$381,750
West St. Paul	\$136,500
White Bear Lake	\$175,000
White Bear Twp	\$199,900
Woodbury	\$242,150
Wyoming	\$161,150
Wyoming Twp	\$169,950
Zimmerman	\$143,850
Zumbrota	\$126,850

### COUNTY DATA

COUNTY	YEAR	SALES	MEDIAN PRICE	CHANGE
Anoka	2010	3,790	\$155,000	0.00%
Anoka	2009	4,508	\$155,000	
Chisago	2010	595	\$145,000	-6.45%
Chisago	2009	662	\$155,000	
Dakota	2010	4,350	\$175,000	0.00%
Dakota	2009	5,071	\$175,000	
Goodhue	2010	415	\$132,000	-9.9%
Goodhue	2009	412	\$146,500	
Hennepin	2010	13,527	\$184,000	+5.75%
Hennepin	2009	16,920	\$174,000	
Isanti	2010	556	\$109,450	-8.22%
Isanti	2009	578	\$119,250	
Pine	2010	313	\$100,000	+8.70%
Pine	2009	276	\$92,000	
Ramsey	2010	4,941	\$145,500	+1.01%
Ramsey	2009	4,977	\$144,050	
Rice	2010	587	\$143,000	-4.67%
Rice	2009	694	\$150,000	
Scott	2010	1,756	\$190,000	-5.34%
Scott	2009	2,047	\$200,710	
Sherburne	2010	1,125	\$149,900	+3.49%
Sherburne	2009	1,360	\$144,850	
St. Croix	2010	856	\$161,422	+0.89%
St. Croix	2009	977	\$160,000	
Wright	2010	1,162	\$153,300	+0.20%
Wright	2009	1,919	\$153,000	
Washington	2010	2,945	\$195,000	+3.17%
Washington	2009	3,269	\$189,000	



2010 Annual Report on the Twin Cities Housing Market

Property Type Review

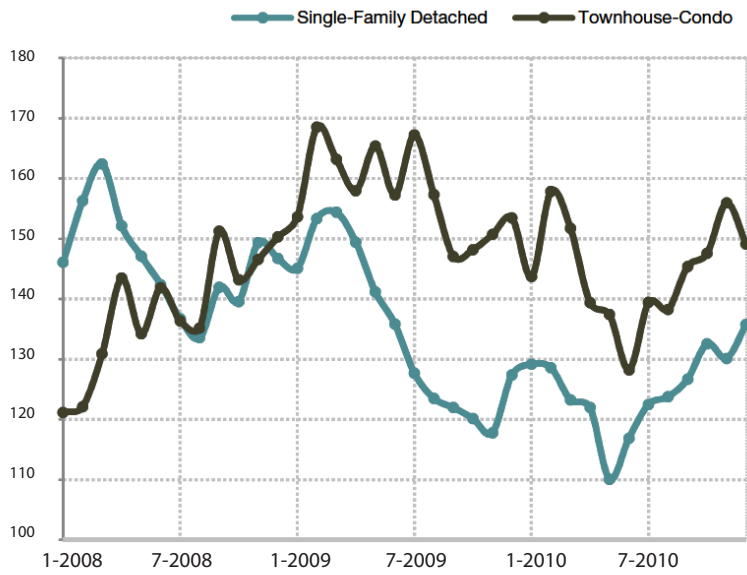
124

Days on Market Until Sale  
Single-Family Detached

143

Days on Market Until Sale  
Townhome-Condo

Days on Market Until Sale



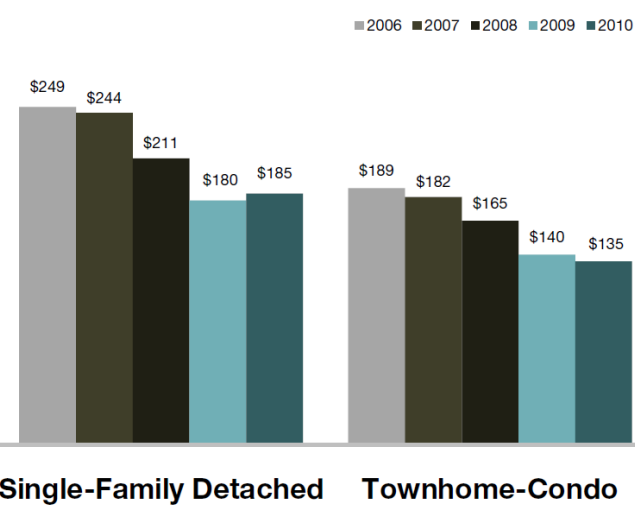
TOP 10 MLS Areas: Townhome-Condo Market Share

302 - MPLS - Central	99.1%
741 - SP-Downtown Stp/Capital Hg	97.2%
740 - SP-Crocus Hill	60.5%
300 - MPLS - Calhoun-Isles	57.2%
386 - Hopkins	53.7%
614 - Apple Valley	53.0%
610 - Eagan	47.6%
612 - Burnsville	47.2%
608 - Inver Grove Heights	46.8%
310 - MPLS - University	46.1%

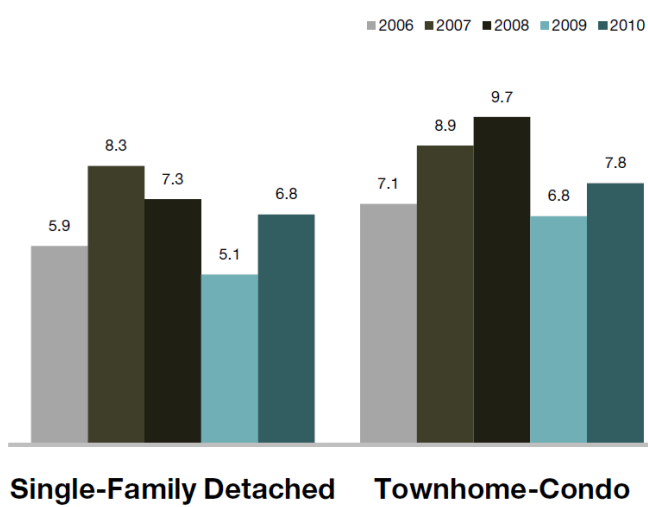
BOTTOM 10 MLS Areas: Townhome-Condo Market Share

361 - Crystal	4.3%
303 - MPLS - Longfellow	3.7%
721 - Lakeland/Afton/Denmark	2.1%
305 - MPLS - North	2.1%
301 - MPLS - Camden	2.0%
628 - Southern Dakota County	1.8%
716 - SP-Hillcrest/Hazel Park/Dayton's Bluff	1.6%
618 - Eastern Dakota County	1.4%
710 - Northeast Anoka County	0.6%
713 - Bethel	0.3%

Median Sales Price (in thousands)



Year End Months Supply



Single-Family Detached Townhome-Condo

Single-Family Detached Townhome-Condo

LISTED NUMERICALLY

300 - MPLS - Calhoun	\$260,500	379 - Bloomington-East	\$157,000	612 - Burnsville	\$169,591	714 - SP-Phalen	\$84,558	769 - Anoka	\$136,156
301 - MPLS - Camden	\$68,000	380 - Bloomington-West	\$205,000	614 - Apple Valley	\$177,500	716 - SP-Hillcrest/Hazel Pk	\$92,000	770 - Hilltop/Col. Hts	\$120,000
302 - MPLS - Central	\$240,000	381 - Lake Minnetonka	\$249,000	616 - Rosemount	\$300,000	720 - SP-Southeast St. Paul	\$137,500	771 - Spring Lake Park	\$135,025
303 - MPLS - Longfellow	\$169,950	385 - Edina	\$338,750	617 - Hastings	\$338,750	721 - Lakeland/Afton	\$244,900	772 - Lexington	\$131,750
304 - MPLS - Nokomis	\$190,000	386 - Hopkins	\$148,000	618 - Eastern Dakota Cty	\$220,000	722 - Newport/St. Paul Pk	\$167,200	780 - Sherburne Cty	\$151,000
305 - MPLS - North	\$50,000	387 - Minnetonka	\$264,750	624 - Farmington	\$172,500	725 - Pine Springs/Lk Elmo	\$175,000	782 - Isanti/Chisago	\$107,750
306 - MPLS - Northeast	\$150,500	391 - Saint Louis Park	\$212,800	626 - Lakeville	\$222,000	726 - Woodbury	\$242,075	783 - Cambridge	\$114,000
307 - MPLS - Phillips	\$106,000	392 - Eden Prairie	\$264,800	628 - Southern Dakota Cty	\$200,000	727 - Stillwater/Bayport	\$247,105	784 - N.Chisago Cty	\$106,000
308 - MPLS - Pwdrhrn	\$122,000	394 - Carver County	\$192,000	630 - Northfield	\$163,750	728 - SP-Riverwv/Cherokee	\$112,000	801 - Southeast WI	\$0
309 - MPLS - Southwest	\$275,000	396 - Chanhassen	\$320,450	632 - Rice County	\$131,000	730 - SP-Home Croft/W 7th	\$137,500	815 - Western MN	\$195,000
310 - MPLS - University	\$190,000	397 - Chaska	\$214,450	640 - Shakopee	\$196,500	740 - SP-Crocus Hill	\$219,000	803 - Eastern WI	\$139,000
340 - Buffalo	\$150,000	398 - Victoria	\$373,000	642 - Prior Lake	\$240,000	741 - SP-Downtown	\$161,500	804 - Central WI	\$94,500
341 - Wright Cty	\$152,060	401 - North St. Cloud	\$109,000	644 - Savage	\$200,094	742 - SP-Central	\$64,500	805 - Western WI	\$137,900
342 - Hutchinson	\$129,900	404 - East St. Cloud	\$118,500	646 - Jordan	\$176,750	744 - SP-Como	\$174,864	811 - Northeast MN	\$127,100
343 - Mcleod County	\$93,800	407 - South St. Cloud	\$148,000	648 - Nw Prague/Nw Mkt	\$148,000	746 - SP-St. Anthony/Mdwy	\$147,000	812 - Northern MN	\$130,800
360 - Robbinsdale	\$131,500	408 - Waite Park & Vicinity	\$120,950	650 - Belle Plaine	\$141,000	748 - SP-Town & Country	\$212,250	813 - Northwest MN	\$123,000
361 - Crystal	\$137,200	409 - Sauk Rapids & NE Sartell	\$132,000	658 - Le Sueur/Rice	\$110,000	750 - SP-Mac/Groveland	\$250,500	814 - West Central MN	\$121,000
362 - New Hope	\$148,450	410 - Sartell and Le Sauk Twp	\$165,000	660 - Goodhue County	\$132,000	752 - SP-Highland Area	\$232,250	815 - Southern MN	\$120,000
363 - Brooklyn Center	\$110,000	411 - West St. Cloud	\$155,840	702 - Falcon Hts/Ld Dale	\$196,500	754 - Big Lake Township	\$141,500	816 - Southeast MN	\$125,650
364 - Brooklyn Park	\$140,000	412 - St. Joseph & Vicinity	\$140,995	705 - Lino Lakes/Hugo	\$175,075	756 - Elk River	\$156,450	817 - Central MN	\$120,000
365 - Maple Grove	\$252,000	450 - Stearns Cty	\$143,800	706 - N. Central Suburban	\$183,500	758 - NW Anoka Cty	\$166,500	818 - Rochester	\$158,500
366 - Champlin	\$172,750	470 - Benton Cty	\$133,000	707 - Ham Lake	\$233,500	760 - Ramsey	\$155,750	819 - Roch. Suburbs	\$158,000
367 - Hennepin-North	\$212,050	600 - West St. Paul	\$135,500	708 - White Bear Area	\$185,000	762 - Andover	\$205,000	840 - North Dakota	\$126,500
368 - Hennepin-NW	\$301,000	602 - West St. Paul	\$132,600	709 - Forest Lake Area	\$150,000	764 - Blaine	\$171,000	850 - South Dakota	\$0
370 - Sibley County	\$79,950	604 - Mendota/Lilydale	\$302,500	710 - NE Anoka Cty	\$170,000	765 - Arden Hills/Shorew	\$212,750	860 - Western Iowa	\$0
373 - Golden Valley	\$235,000	605 - Sunfish Lake	\$300,000	711 - S. Chisago Cty	\$143,000	766 - Mndswv/New Brtn	\$178,000	861 - Eastern Iowa	\$600
374 - Plymouth	\$247,100	608 - Inver Grove Heights	\$166,675	712 - Maplewood/N. SP	\$154,000	767 - Coon Rapids	\$193,000		
378 - Richfield	\$160,000	610 - Eagan	\$189,700	713 - Bethel	\$150,000	768 - Fridley	\$136,720		

LISTED ALPHABETICALLY

Andover	\$205,000	Eastern Wisconsin	\$139,000	Mcleod County	\$93,800	Pine Springs/Lk Elmo	\$175,000	SP-Crocus Hill	\$219,000
Anoka	\$136,156	Eden Prairie	\$264,800	Mendota/Lilydale	\$302,500	Plymouth	\$247,100	SP-Downtown	\$161,500
Apple Valley	\$177,500	Edina	\$338,750	Minnetonka	\$264,750	Prior Lake	\$240,000	SP-Highland Area	\$232,250
Arden Hills/Shorew	\$212,750	Elk River	\$156,450	Moundsv/New Brtn	\$178,000	Ramsey	\$155,750	SP-Hillcrest/Hazel Pk	\$92,000
Belle Plaine	\$141,000	Falcon Hts/Lauderdale	\$196,500	MPLS - Calhoun-Isles	\$260,500	Rice County	\$131,000	SP-Home Croft/W 7th	\$137,500
Benton City	\$133,000	Farmington	\$172,500	MPLS - Camden	\$68,000	Richfield	\$160,000	SP-Mac/Groveland	\$250,500
Bethel	\$150,000	Forest Lake Area	\$150,000	MPLS - Central	\$240,000	Robbinsdale	\$131,500	SP-Phalen	\$84,558
Big Lake Township	\$141,500	Fridley	\$136,720	MPLS - Longfellow	\$169,950	Rochester	\$158,500	Spring Lake Park	\$135,025
Blaine	\$171,000	Golden Valley	\$235,000	MPLS - Nokomis	\$190,000	Rochester Suburbs	\$158,000	SP-Riverwv/Cherokee	\$112,000
Bloomington-East	\$157,000	Goodhue County	\$132,000	MPLS - North	\$50,000	Rosemount	\$200,000	SP-Southeast St. Paul	\$137,500
Bloomington-West	\$205,000	Ham Lake	\$233,500	MPLS - Northeast	\$150,500	Saint Louis Park	\$212,800	SP-St. Anthony/Midway	\$147,000
Brooklyn Center	\$110,000	Hastings	\$147,025	MPLS - Phillips	\$106,000	Sartell and Le Sauk Twp	\$175,000	SP-Town & Country	\$212,250
Brooklyn Park	\$140,000	Hennepin-North	\$212,050	MPLS - Powderhorn	\$122,000	Sauk Rapids & NE Sartell	\$132,000	St. Joseph & Vicinity	\$140,995
Buffalo	\$150,000	Hennepin-Northwest	\$301,000	MPLS - Southwest	\$275,000	Savage	\$200,094	Stearns Cty	\$143,800
Burnsville	\$169,591	Hilltop/Columbia Hts	\$120,000	MPLS - University	\$190,000	Sherburne County	\$180,000	Stillwater/Bayport	\$247,105
Cambridge	\$114,000	Hopkins	\$148,000	New Hope	\$148,450	Sherburne County	\$151,000	Sunfish Lake	\$300,000
Carver County	\$192,000	Hutchinson	\$129,900	New Prague/New Mkt/Elko	\$180,000	Sibley County	\$79,950	Victoria	\$373,000
Central Minnesota	\$120,000	Inver Grove Heights	\$166,675	Newport/St. Paul Pk	\$167,200	South Dakota	\$0	Waite Park & Vicinity	\$120,950
Central Wisconsin	\$94,500	Isanti/Chisago	\$107,750	North Central Suburban	\$183,500	South St. Cloud	\$148,000	West Central Minnesota	\$121,000
Champlin	\$172,750	Jordan	\$176,750	North Dakota	\$126,500	South St. Paul	\$132,600	West St. Cloud	\$155,840
Chanhassen	\$320,000	Lake Minnetonka	\$349,000	North St. Cloud	\$109,000	Southeast Minnesota	\$125,650	West St. Paul	\$135,500
Chaska	\$214,450	Lakeland/Afton	\$244,900	Northeast Anoka County	\$170,000	Southern Minnesota	\$0	Western Iowa	\$0
Coon Rapids	\$133,000	Lakeville	\$222,000	Northwest Minnesota	\$123,000	Southern Wisconsin	\$195,000	Wright County	\$152,060
Crystal	\$137,200	Le Sueur/Rice	\$110,000	Northwestern Anoka Cty	\$166,500	SP-Central	\$64,500		
Eagan	\$189,700	Lexington/Circle Pines	\$131,750			SP-Como	\$174,864		
East St. Cloud	\$118,500	Lino Lakes/Hugo	\$175,075						
Eastern Dakota Cty	\$220,000	Maple Grove/Osseo	\$252,000						
Eastern Iowa	\$7,600	Maplewood/N. SP	\$154,000						

LISTED BY MEDIAN PRICE

Victoria	\$373,000	SP-Town & Ctry	\$212,250	Burnsville	\$169,591	Big Lake Township	\$141,500	West Central MN	\$121,000
Lake Minnetonka	\$349,000	Hennepin-North	\$212,050	Burnport/St. Paul Park	\$167,200	Belle Plaine	\$141,000	Waite Park & Vicinity	\$120,950
Edina	\$338,750	Inver Grove Heights	\$205,000	Eden Prairie	\$166,675	St. Joseph & Vicinity	\$136,995	Central Minnesota	\$120,000
Chanhassen	\$320,000	Bloomington-West	\$205,000	Andover	\$166,500	Brooklyn Park	\$140,000	Hilltop/Columbia Hts	\$120,000
Mendota/Lilydale	\$302,500	Savage	\$200,094	NW Anoka Cty	\$166,500	Eastern Wisconsin	\$139,000	Southern Minnesota	\$120,000
Hennepin-Northwest	\$301,000	Rosemount	\$200,000	Northeast Anoka Cty	\$167,200	Western Wisconsin	\$137,900	East St. Cloud	\$118,500
Sunfish Lake	\$300,000	Southern Dakota County	\$200,000	Northfield	\$163,750	SP-Home Croft/W 7th	\$137,500	Cambridge	\$114,000
MPLS - Southwest	\$275,000	Falcon Hts/Lauderdale	\$196,500	Richfield	\$160,000	SP-Southeast St. Paul	\$137,500	SP-Riverwv/Cherokee	\$112,000
Eden Prairie	\$264,800	Southern Wisconsin	\$195,000	Rochester	\$158,500	Crystal	\$137,200	Brooklyn Center	\$110,000
Minnetonka	\$264,750	Carver County	\$192,000	Rochester Suburbs	\$158,000	Fridley	\$136,720	Le Sueur/Rice	\$110,000
MPLS - Calhoun-Isles	\$260,500	MPLS - Nokomis	\$190,000	Bloomington-East	\$137,000	Anoka	\$136,156	North St. Cloud	\$109,000
Maple Grove/Osseo	\$252,000	MPLS - University	\$190,000	Elk River	\$156,450	West St. Paul	\$135,500	Isanti/Chisago	\$107,750
SP-Mac/Groveland	\$250,500	Eagan	\$189,700	West St. Cloud	\$155,840	Spring Lake Park	\$135,025	MPLS - Phillips	\$106,000
Stillwater/Bayport	\$247,105	White Bear Area	\$185,000	Ramsey	\$155,750	Benton County	\$133,000	Chisago Cty	\$106,000
Plymouth	\$247,100	North Central Suburban	\$183,500	Maplewood/N. SP	\$154,000	Coon Rapids	\$133,000	Central Wisconsin	\$94,500
Lakeland/Afton/Dnmark	\$244,900	New Prague/N. Market/Elko	\$180,000	Wright County	\$132,600	South St. Paul	\$132,600	Mcleod County	\$93,800
Woodbury	\$242,075	Shakopee	\$180,000	Sherburne County	\$151,000	Goodhue County	\$132,000	SP-Hillcrest/Hzl Pk	\$92,000
MPLS - Central	\$240,000	Moundsv/New Brtn	\$178,000	MPLS - Northeast	\$150,500	Sauk Rapids & NE Sartell	\$132,000	SP-Phalen	\$84,558
Prior Lake	\$240,000	Apple Valley	\$177,500	Bethel	\$150,000	Lexington/Circle Pines	\$131,750	Sibley County	\$79,950
Golden Valley	\$235,000	Jordan	\$176,750	Buffalo	\$150,000	Robbinsdale	\$131,500	Eastern Iowa	\$0
Ham Lake	\$233,500	Lino Lakes/Hugo/Centerville	\$175,075	Forest Lake Area	\$150,000	Rice County	\$131,000	MPLS - Camden	\$68,000
SP-Highland Area	\$232,250	Pine Springs/Lake Elmo	\$175,000	New Hope	\$148,450	Northern Minnesota	\$130,800	SP-Central	\$64,500
Lakeville	\$222,000	SP-Como	\$174,864	Hopkins	\$148,000	Hutchinson	\$129,900	MPLS - North	\$50,000
Eastern Dakota County	\$220,000	Champlin	\$172,750	South St. Cloud	\$148,000	Northeast Minnesota	\$127,100	South Dakota	\$0
SP-Crocus Hill	\$219,000	Farmington	\$172,500	Hastings	\$147,025	North Dakota	\$126,500	Southeast Wisconsin	\$0
Chaska	\$214,450	Blaine	\$171,000	SP-St. Anthony/Midway	\$147,000	Southeast Minnesota	\$125,650	Western Iowa	\$0
Saint Louis Park	\$212,800	Northeast Anoka County	\$170,000	Stearns County	\$143,800	Northwest Minnesota	\$123,000		
Arden Hills/Shoreview	\$212,750	MPLS - Longfellow	\$169,950	Southern Chisago Cty	\$143,000	MPLS - Powderhorn	\$122,000		

MEMBER BENEFIT

2010 Year End Statistics from SPAAR and NMRA

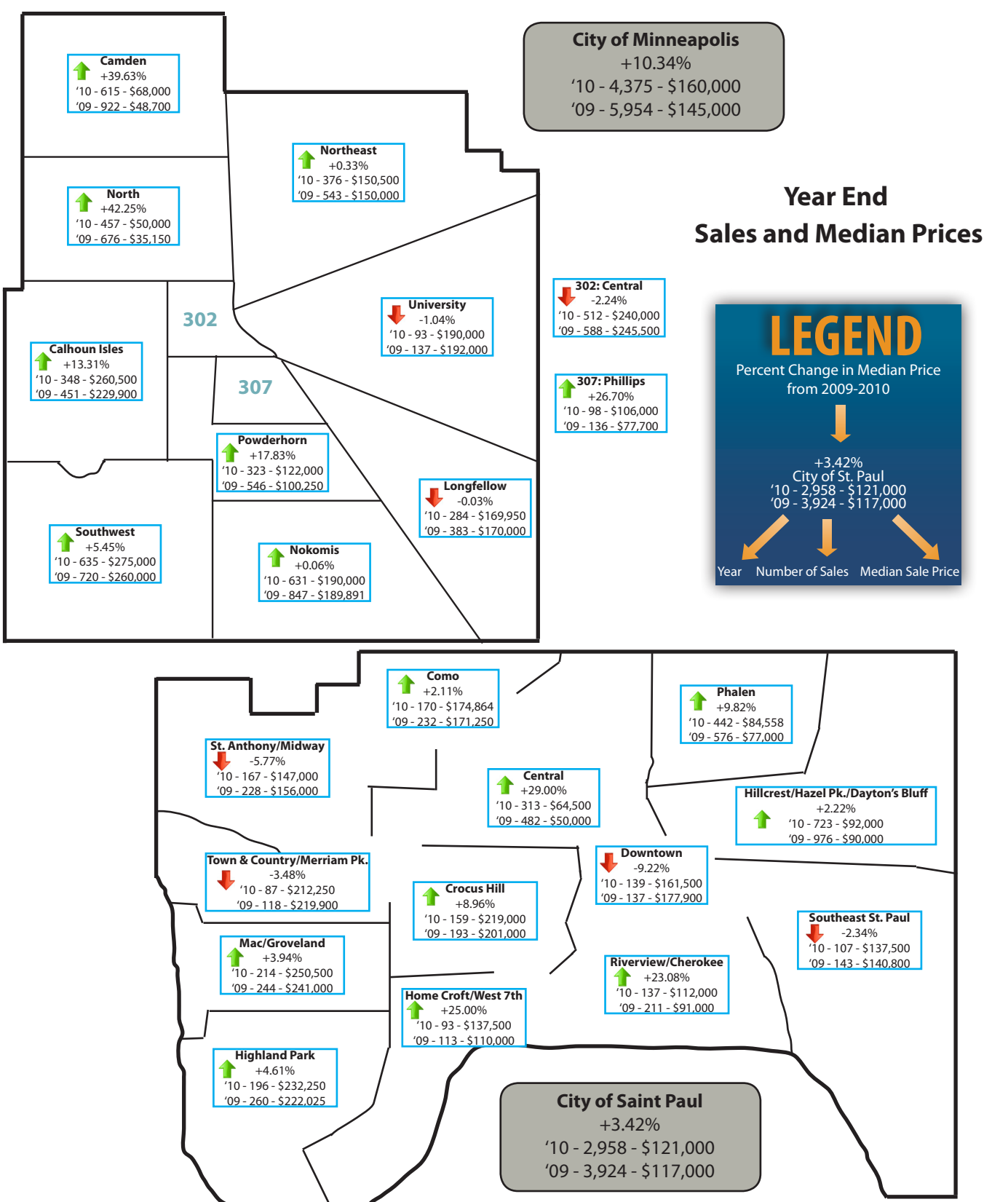
2010 Twin Cities Homes Sales Down, Prices Steady  
Home sales were down 16.8 percent from 2009 in the 13-county Twin Cities area to 37,608 sales. Prices remained steady, though, with a median sales price of \$169,900, up 2.3 percent from the previous year.

There is reason for some optimism for 2011, owing to recent jobs forecasts for the Twin Cities. Short sales and foreclosures are expected to continue in 2011 but consumer confidence is rising.

REALTORS® cautioned that we could see initial sales numbers seeming to drop from a year ago in the first part of 2011. This drop is owing to last year's extension of the homebuyer tax credit which was extended into 2010, which has an affect when comparing year-to-year sales numbers. See details inside with our fold-out map!



MINNEAPOLIS AND SAINT PAUL



Municipal and County numbers derived from the RMLS data. Numbers include single-family, townhomes, and condominiums. Statistics are deemed reliable, but not guaranteed.