

The 100+

Market Updates for 205 Twin Cities Communities

A free research tool from the Saint Paul Area Association of REALTORS®
Brought to you by the unique data-sharing traditions of the REALTOR® community



Oak Grove

Anoka County, MN

September

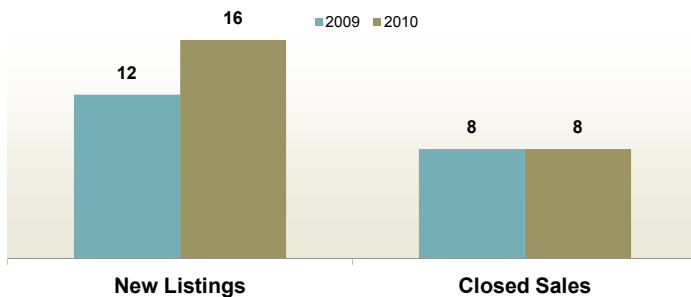
Year to Date

	2009	2010	Change	2009	2010	Change
New Listings	12	16	+ 33.3%	191	198	+ 3.7%
Closed Sales	8	8	- 0.0%	72	73	+ 1.4%
Median Sales Price	\$217,000	\$179,500	- 17.3%	\$209,000	\$201,000	- 3.8%
Average Sales Price	\$228,675	\$225,338	- 1.5%	\$210,721	\$217,364	+ 3.2%
Percent of Original List Price Received at Sale*	95.5%	89.5%	- 6.3%	91.8%	94.9%	+ 3.4%
Average Days on Market Until Sale**	207	250	+ 20.9%	213	181	- 15.0%
Single-Family Detached Inventory	85	78	- 8.2%	--	--	--
Townhouse-Condo Inventory	0	0	NA	--	--	--

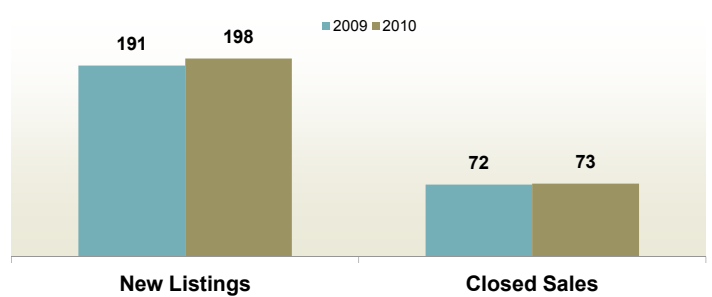
*Does not account for list prices from any previous listing contracts

**City market time figures are based on Cumulative Days on Market, which does account for previous listing contracts

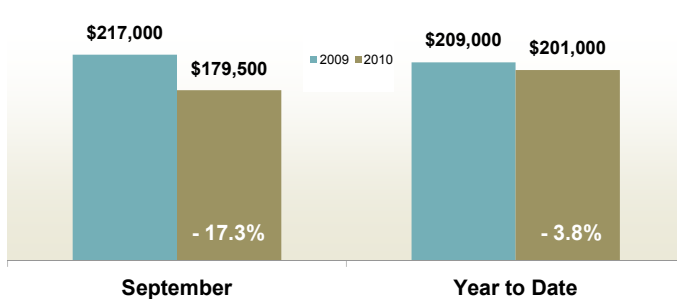
Activity—Most Recent Month



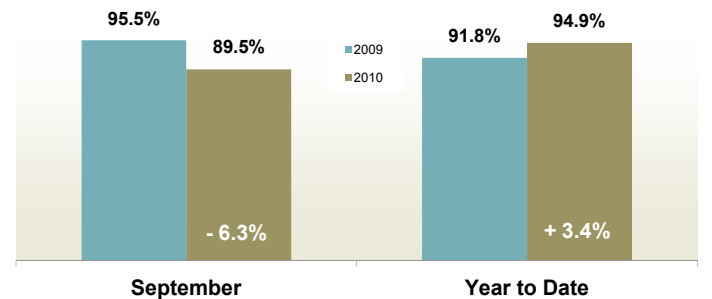
Activity—Entire Year



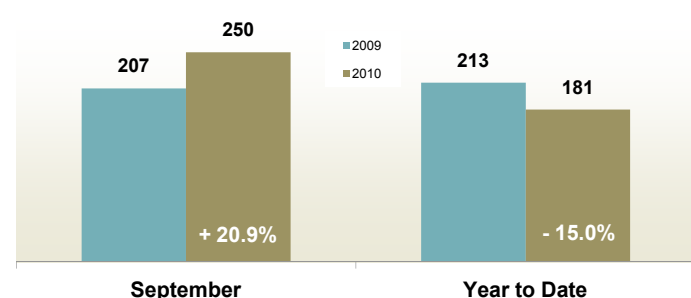
Median Sales Price



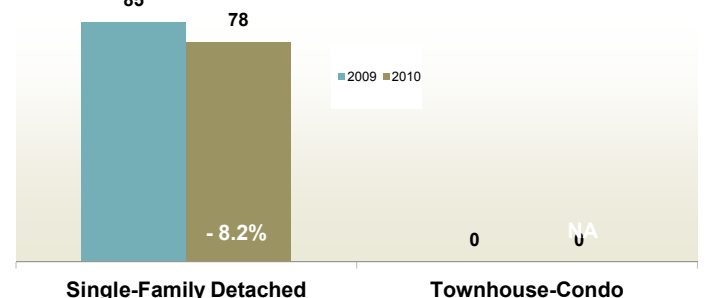
Percent of Original List Price Received



Average Days on Market Until Sale



Inventory of Homes for Sale



Some of the figures referenced in this report are for only one month worth of activity. As such, they can sometimes look extreme due to the small sample size involved. For broader historical market information, please feel free to contact us.