

The 100+

Market Updates for 205 Twin Cities Communities

A free research tool from the Saint Paul Area Association of REALTORS®
Brought to you by the unique data-sharing traditions of the REALTOR® community



Coon Rapids

Anoka County, MN

September

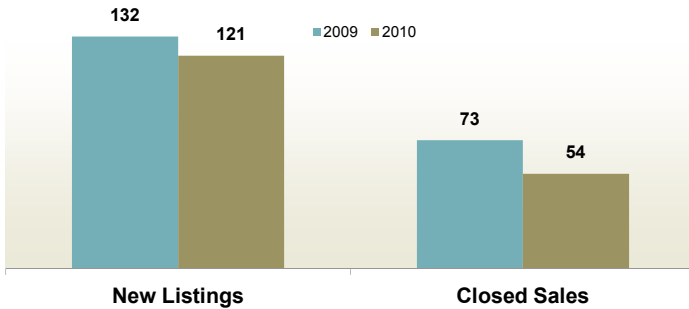
Year to Date

	2009	2010	Change	2009	2010	Change
New Listings	132	121	- 8.3%	1,138	1,193	+ 4.8%
Closed Sales	73	54	- 26.0%	644	567	- 12.0%
Median Sales Price	\$135,000	\$129,500	- 4.1%	\$134,900	\$135,000	+ 0.1%
Average Sales Price	\$141,912	\$133,466	- 6.0%	\$139,037	\$139,739	+ 0.5%
Percent of Original List Price Received at Sale*	94.5%	89.3%	- 5.5%	92.7%	93.7%	+ 1.1%
Average Days on Market Until Sale**	127	106	- 16.6%	142	108	- 23.8%
Single-Family Detached Inventory	230	268	+ 16.5%	--	--	--
Townhouse-Condo Inventory	145	177	+ 22.1%	--	--	--

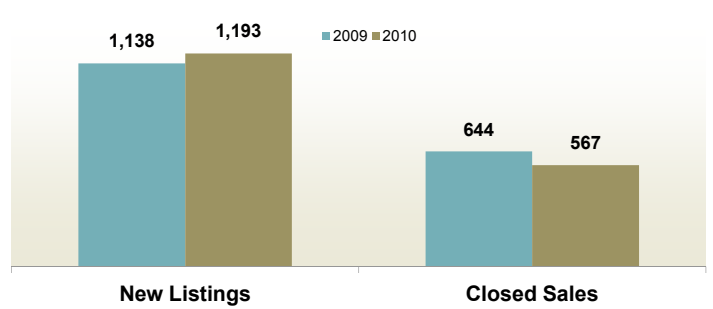
*Does not account for list prices from any previous listing contracts

**City market time figures are based on Cumulative Days on Market, which does account for previous listing contracts

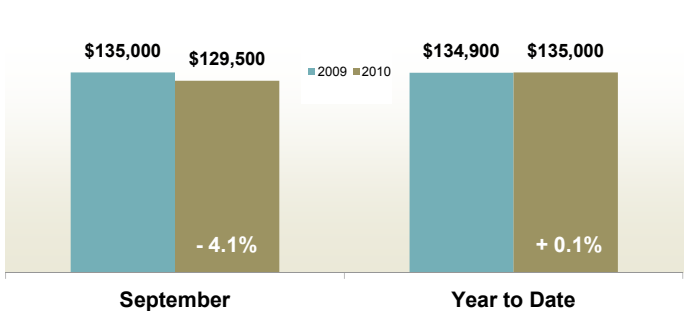
Activity—Most Recent Month



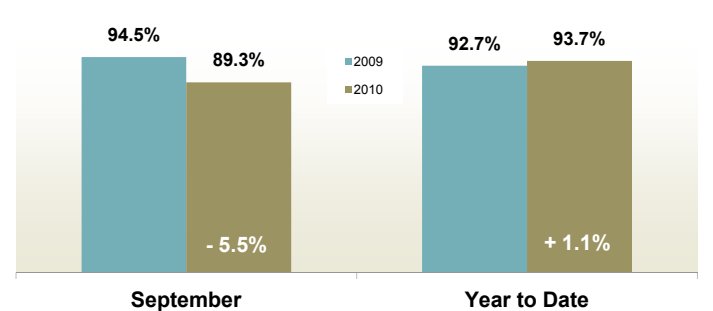
Activity—Entire Year



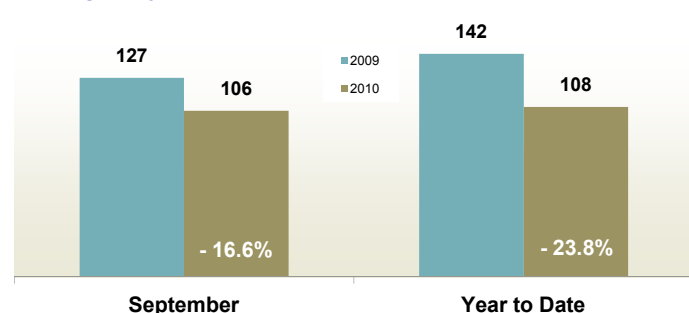
Median Sales Price



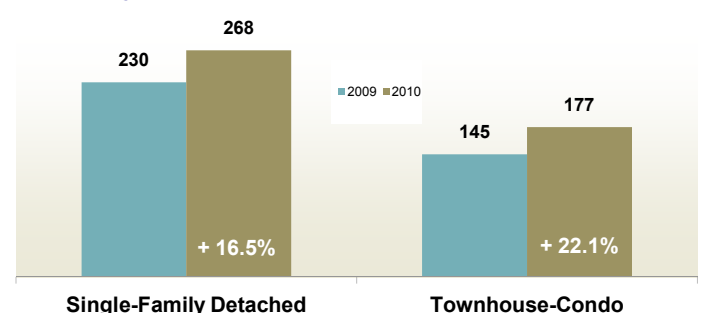
Percent of Original List Price Received



Average Days on Market Until Sale



Inventory of Homes for Sale



Some of the figures referenced in this report are for only one month worth of activity. As such, they can sometimes look extreme due to the small sample size involved. For broader historical market information, please feel free to contact us.