

The 100+

Market Updates for 205 Twin Cities Communities

A free research tool from the Saint Paul Area Association of REALTORS®
Brought to you by the unique data-sharing traditions of the REALTOR® community



Albertville

Wright County, MN

September

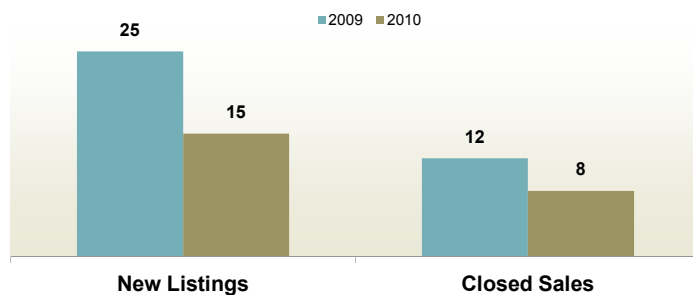
Year to Date

	2009	2010	Change	2009	2010	Change
New Listings	25	15	- 40.0%	172	174	+ 1.2%
Closed Sales	12	8	- 33.3%	105	89	- 15.2%
Median Sales Price	\$173,000	\$137,450	- 20.5%	\$166,880	\$155,000	- 7.1%
Average Sales Price	\$171,650	\$142,613	- 16.9%	\$173,154	\$159,110	- 8.1%
Percent of Original List Price Received at Sale*	92.8%	86.7%	- 6.6%	92.4%	90.6%	- 2.0%
Average Days on Market Until Sale**	119	128	+ 7.7%	149	137	- 7.8%
Single-Family Detached Inventory	42	39	- 7.1%	--	--	--
Townhouse-Condo Inventory	24	16	- 33.3%	--	--	--

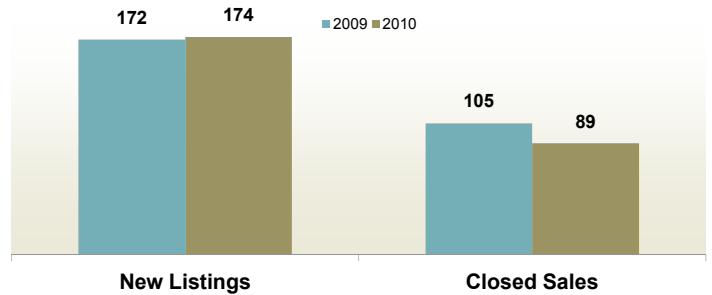
*Does not account for list prices from any previous listing contracts

**City market time figures are based on Cumulative Days on Market, which does account for previous listing contracts

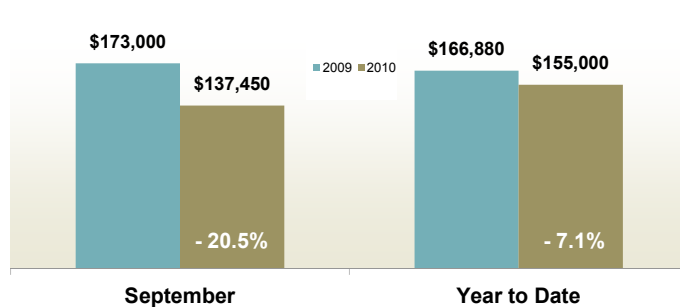
Activity—Most Recent Month



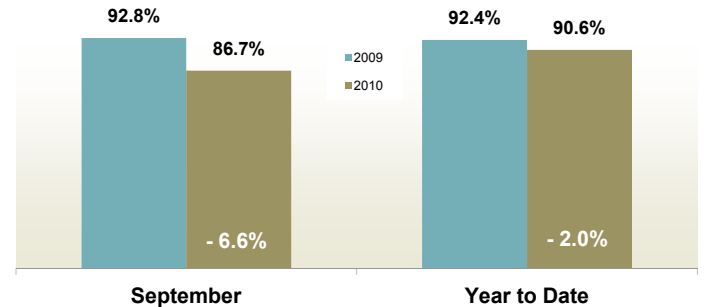
Activity—Entire Year



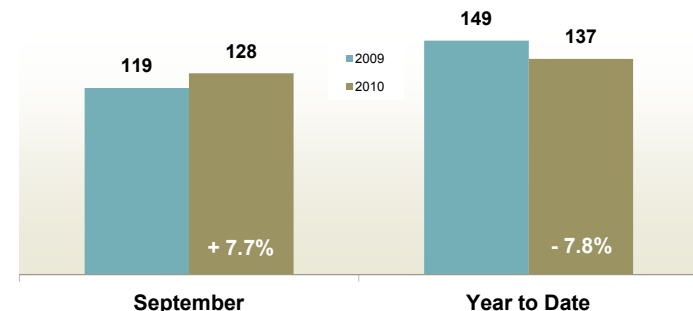
Median Sales Price



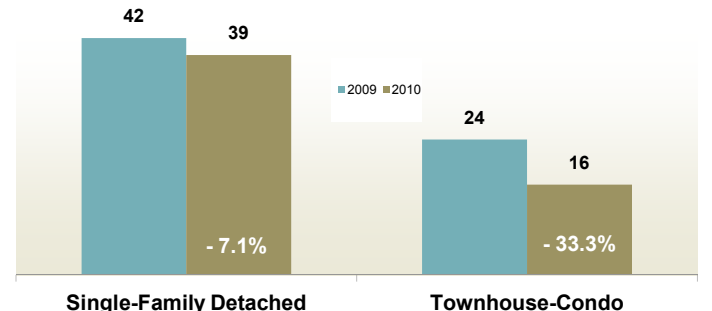
Percent of Original List Price Received



Average Days on Market Until Sale



Inventory of Homes for Sale



Some of the figures referenced in this report are for only one month worth of activity. As such, they can sometimes look extreme due to the small sample size involved. For broader historical market information, please feel free to contact us.

All data from the Regional Multiple Listing Service. Reports are created and maintained by 10K Research and Marketing.